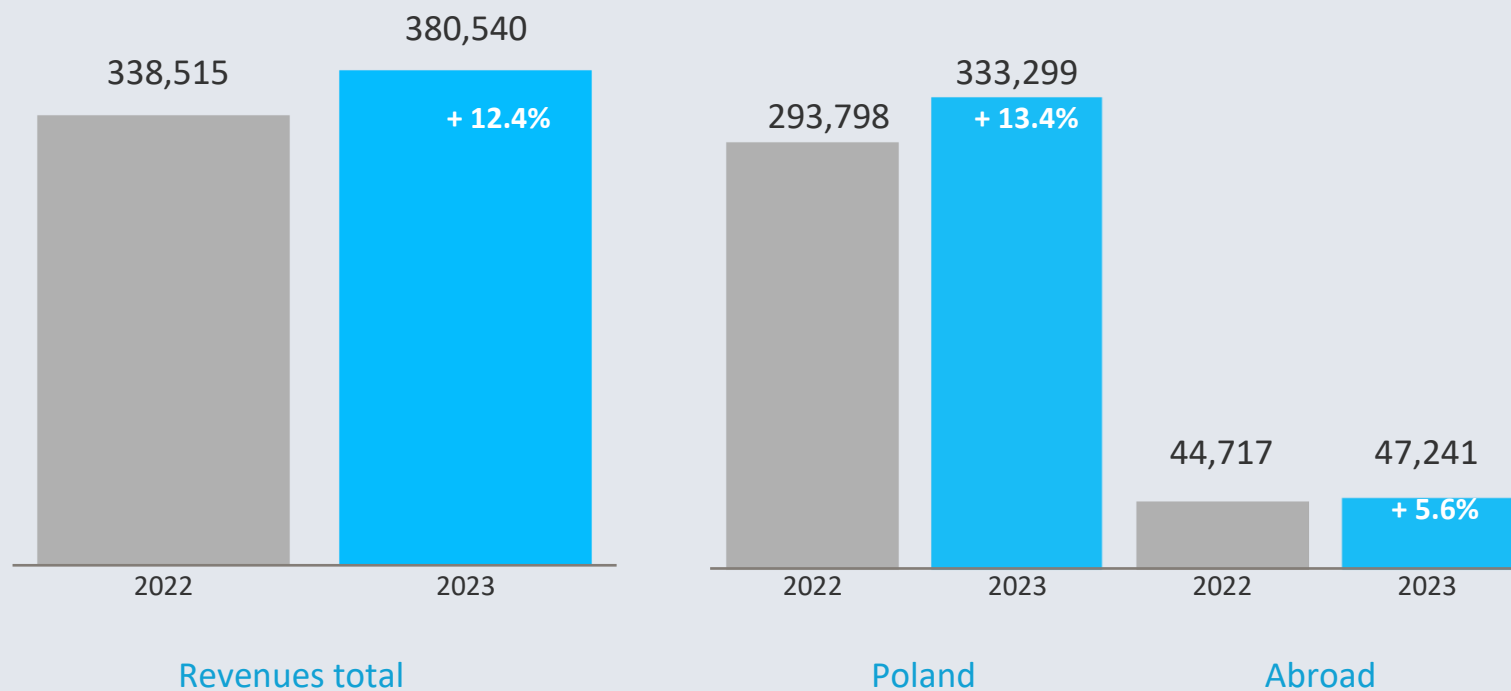


Financial results of Asseco Business Solutions for 2023

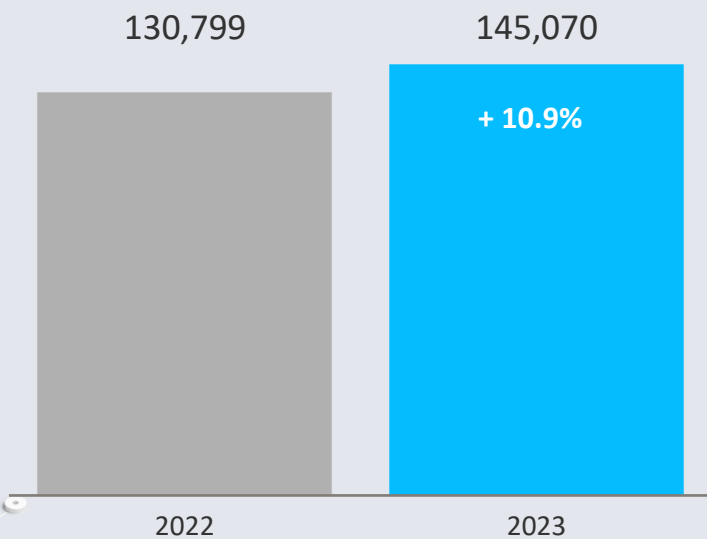
Revenues of Asseco Business Solutions 2022 v. 2023



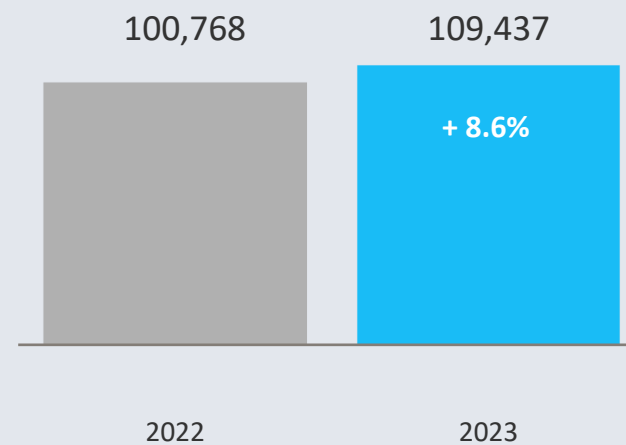
**in PLN thousand*

Other results of Asseco Business Solutions 2022 v. 2023

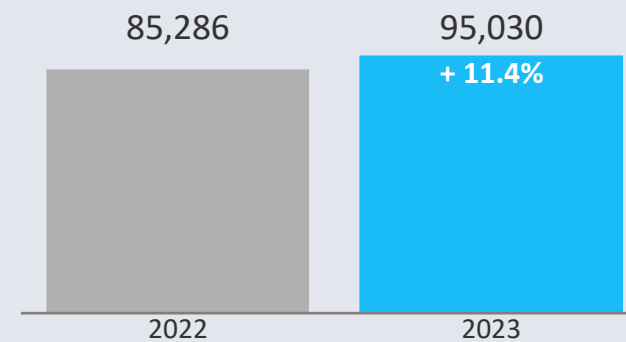
EBITDA



EBIT

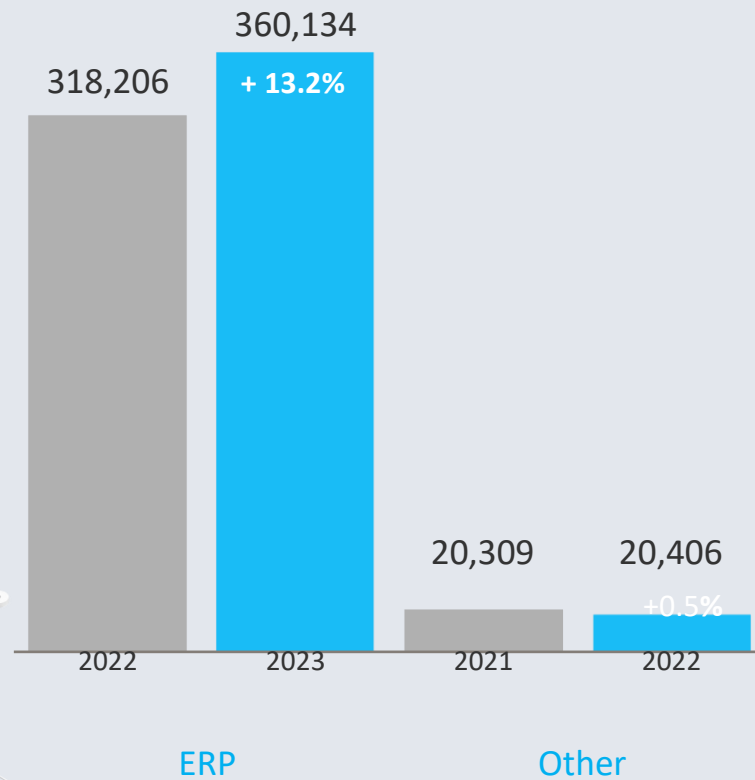


Net profit

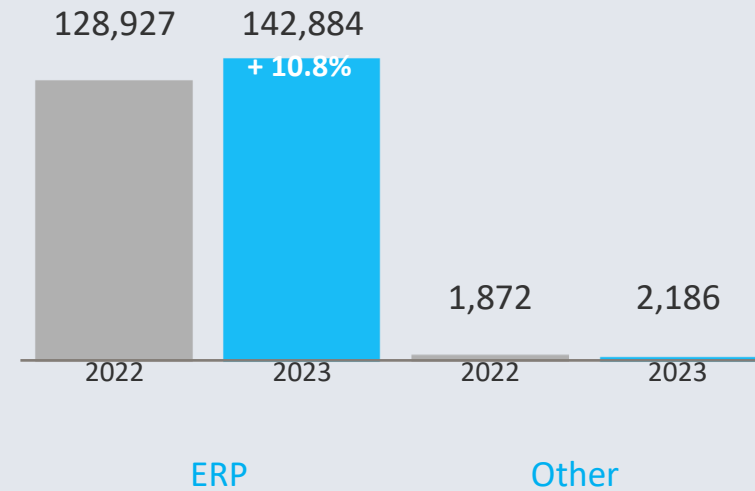


* in PLN thousand

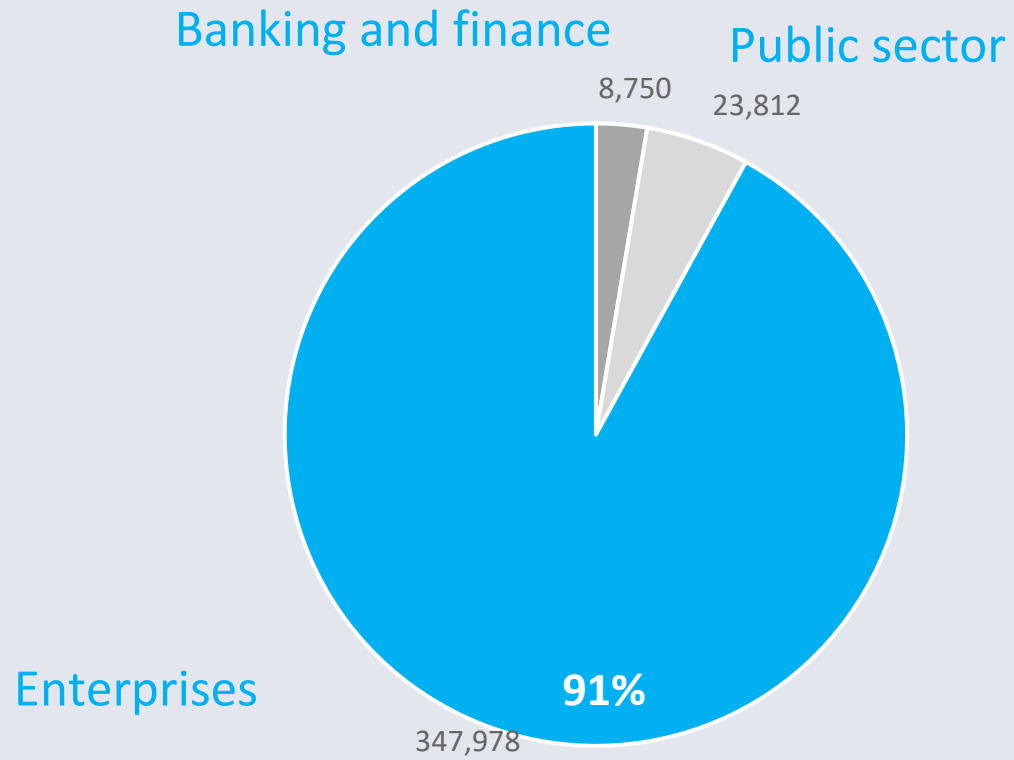
Receipts from sales



EBITDA

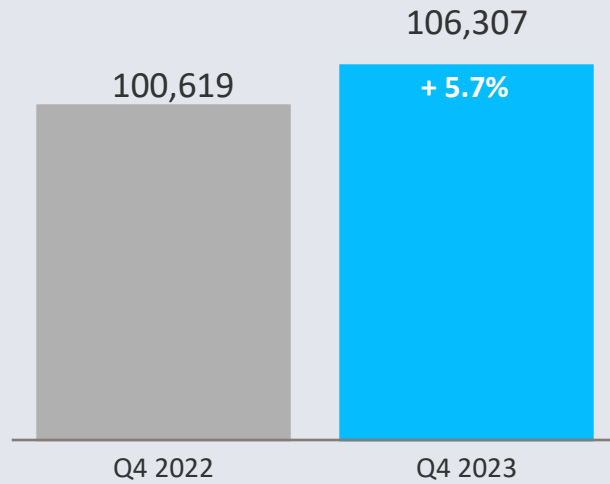


Revenues of Asseco BS in 2023 – by sectors

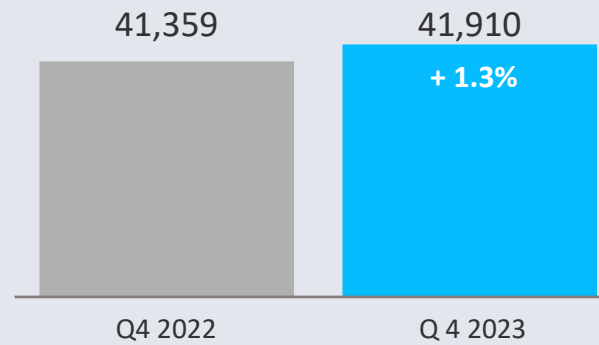


Results of Asseco BS Q4 2022 v. Q4 2023

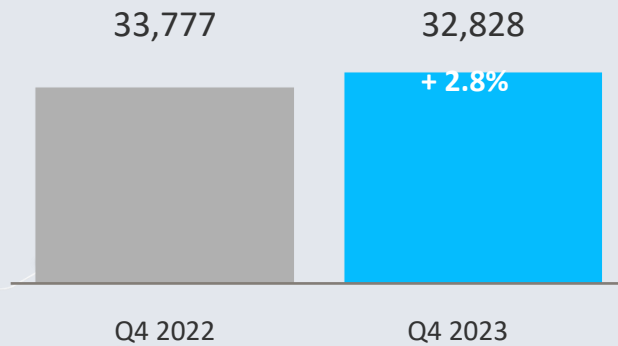
Receipts from sales



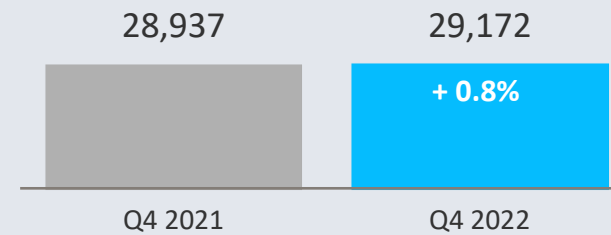
EBITDA



EBIT



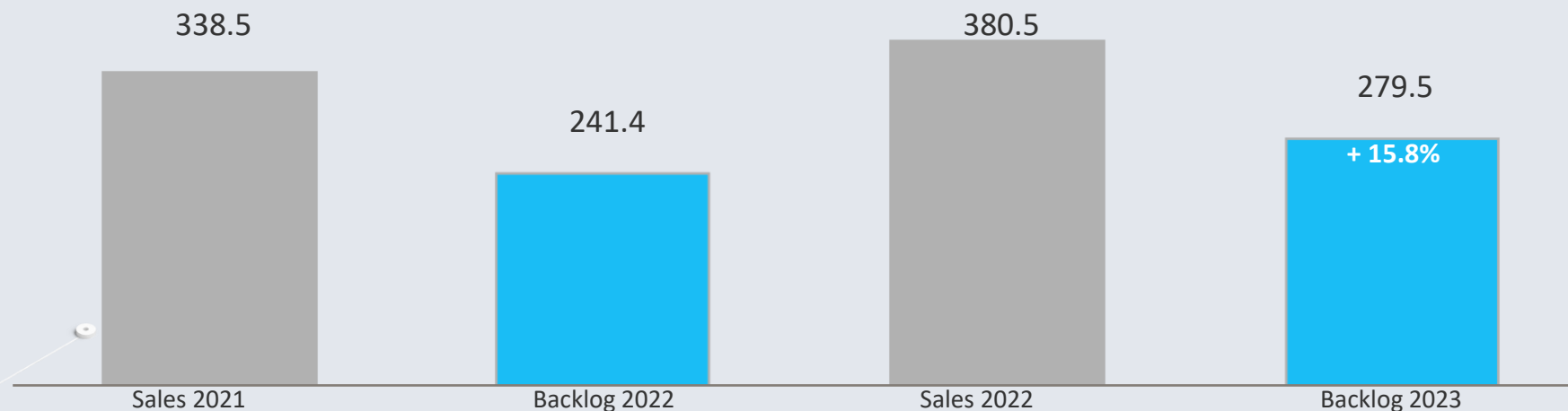
Net profit



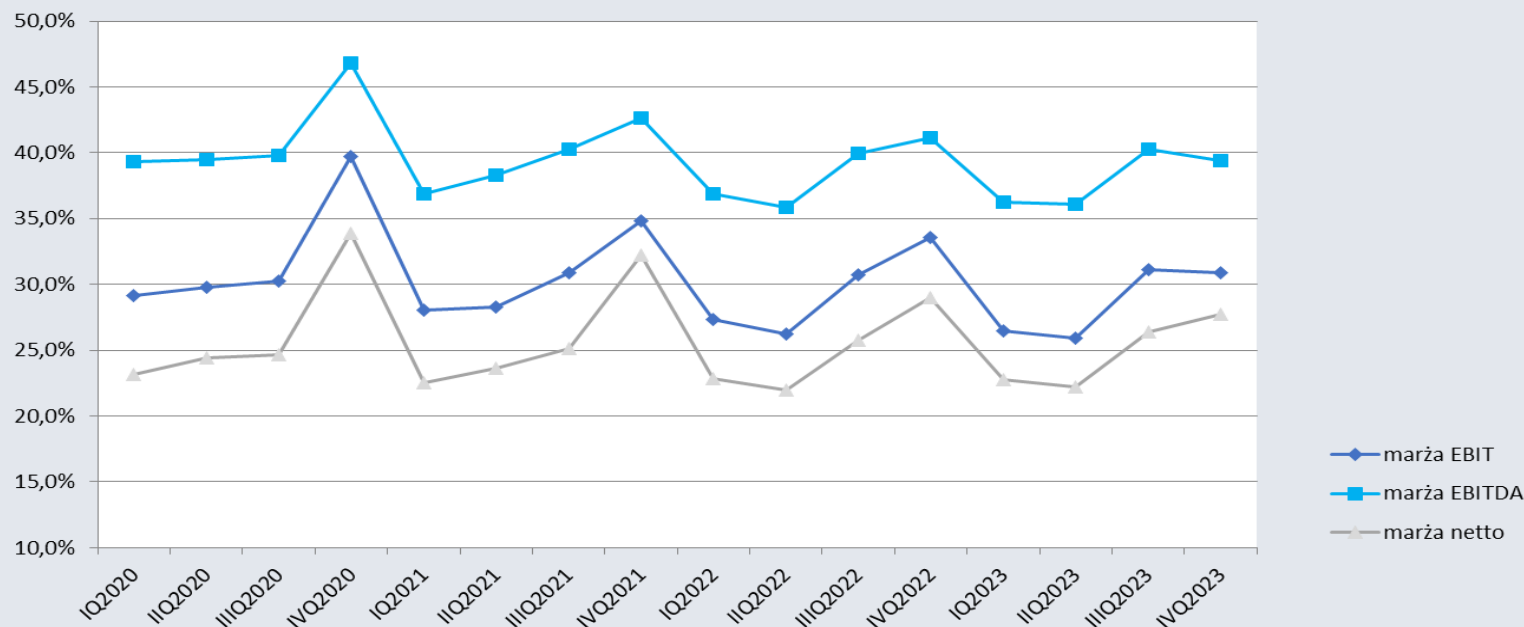
* in PLN thousand

Backlog of Asseco BS at end of 2023

Asseco BS backlog for 2024: **73.5% (PLN 279.5 M)** of sales in 2023. Previous year's backlog was **71.3% (PLN 241.4 M)** of sales in 2022.



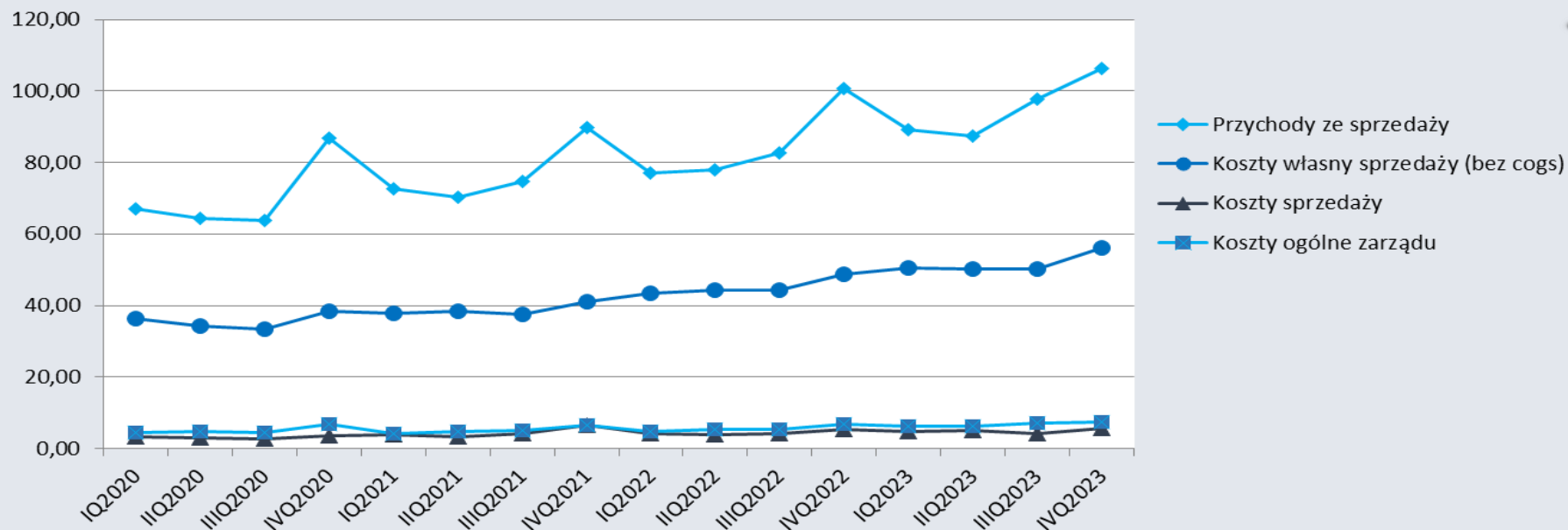
Profitability historically (since 2019)



	margins 2020	margins 2021	margins 2022	margins 2023
EBIT	32.8%	30.8%	29.8%	28.8%
EBITDA	41.8%	39.7%	38.6%	38.1%
net profit	27.1%	26.2%	25.2%	25.0%

	Q1 2020	Q2 2020	Q3 2020	Q4 2020	Q1 2021	Q2 2021	Q3 2021	Q4 2021	Q1 2022	Q2 2022	Q3 2022	Q4 2022	Q1 2023	Q2 2023	Q3 2023	Q4 2023
EBIT	19,502	19,168	19,354	34,516	20,352	19,861	23,089	31,281	21,035	20,505	25,451	33,777	23,589	22,678	30,342	32,828
EBITDA	26,318	25,404	25,418	40,688	26,732	26,895	30,085	38,356	28,414	27,988	33,038	41,359	32,282	31,545	39,333	41,910
net profit	15,512	15,714	15,750	29,430	16,354	16,606	18,751	28,937	17,594	17,192	21,328	29,172	20,325	19,464	25,759	29,482

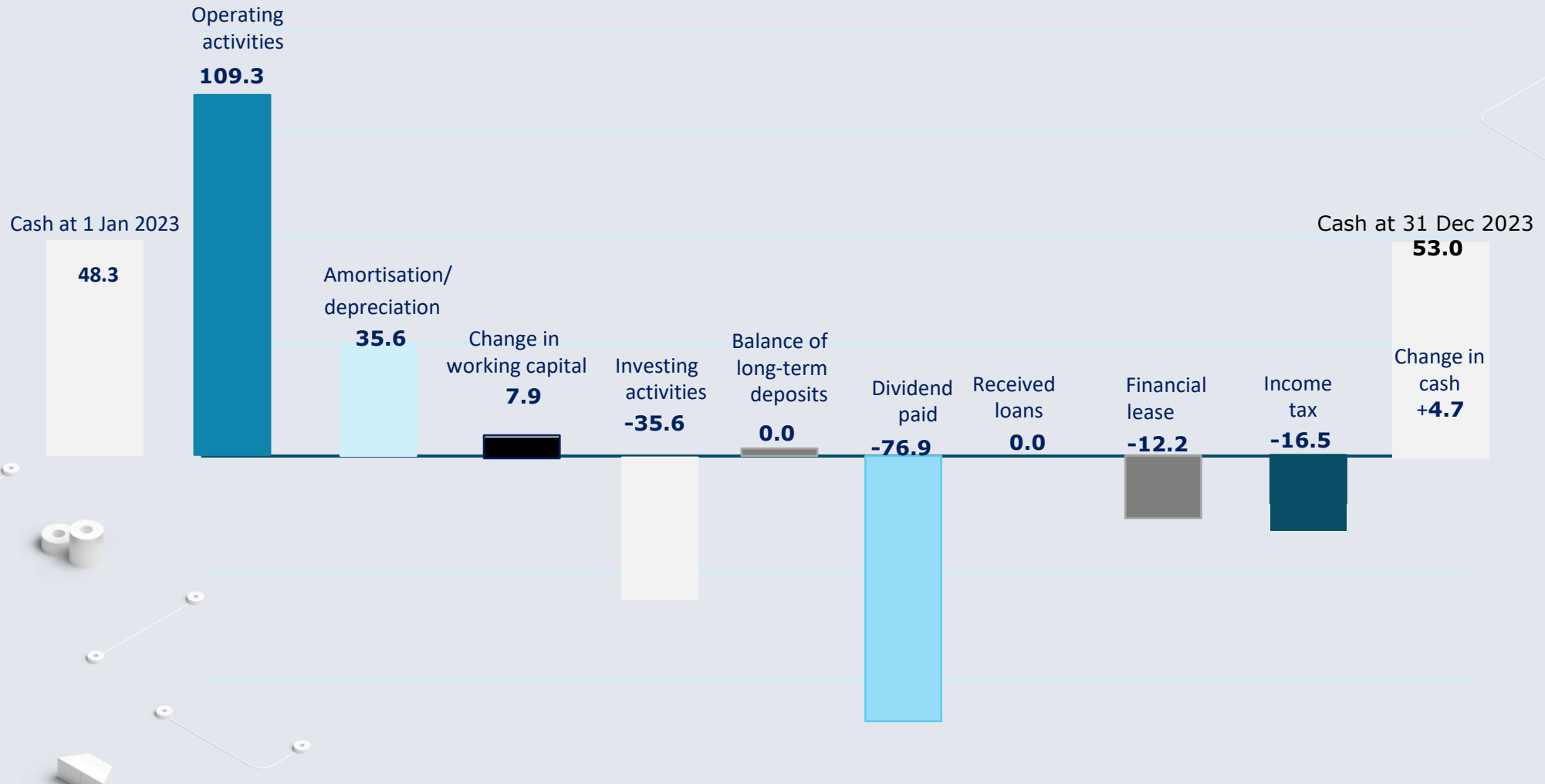
Costs and expenses historically (since 2020)



	Q1 2021	Q2 2021	Q3 2021	Q4 2021	Q1 2022	Q2 2022	Q3 2022	Q4 2022	Q1 2023	Q2 2023	Q3 2023	Q4 2023
Receipts from sales	72.54	70.27	74.73	89.90	77.03	78.10	82.77	100.62	89.15	87.48	97.61	106.31
Own cost of sales (w/o COGS)	37.69	38.32	37.40	41.16	43.54	44.19	44.17	48.74	50.48	50.30	50.15	56.04
Cost of sales	3.89	3.39	4.13	6.61	4.05	3.98	4.10	5.43	4.69	5.00	4.22	5.72
Administrative expenses	4.24	4.79	5.04	6.39	4.61	5.35	5.40	6.66	6.30	6.28	6.98	7.32
Total costs	45.82	46.50	46.58	54.16	52.20	53.52	53.68	60.83	61.47	61.58	61.35	69.08

* in PLN million

Cash flow for 2023



Liquidity at the end of 2023

52,999

Cash and short-term deposits, short-term deposits above 3 mths

0

Balance of loan-related debt

70,000

Maximum debt limit in credit line

1.58

Current ratio (current assets/current liabilities)

** data on cash in PLN thousand*

- On **31 May 2023**, the Ordinary General Meeting of Shareholders of Asseco BS agreed on the amount of the dividend at: **PLN 2.30** per share.
- The dividend date was **9 June 2023**, and the dividend payment date was **21 June 2023**.
- The net profit of Asseco BS for the financial year **2022** totalled **PLN 85,286 million**, of which **PLN 76,862 million** was allocated for distribution among the shareholders.

Dividend

2023

Dividend

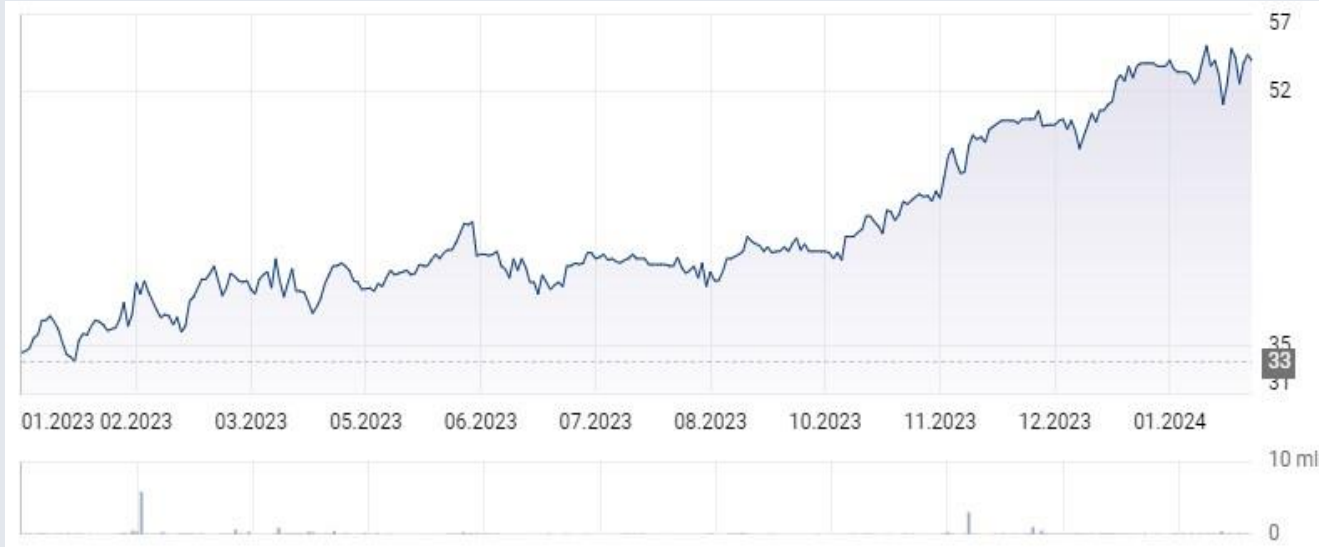
2024

The Management Board of Asseco Business Solutions S.A. resolved to **divide the profit for 2023** by recommending to the Supervisory Board and the Ordinary General Meeting of the Company the payment of dividend of **PLN 2.60** per share in 2024.

Dividend – overview

Year	Net profit	Dividend
2007	13,949	0
2008	24,122	-14,036
2009	22,427	-25,064
2010	30,092	-30,076
2011	29,834	-32,081
2012	26,532	-26,400
2013	26,828	-26,734
2014	28,571	-28,406
2015	33,509	-33,418
2016	42,446	-42,441
2017	47,283	-43,444
2018	62,569	-50,127
2019	73,439	-60,153
2020	76,406	-66,836
2021	80,648	-70,847
2022	85,286	-76,862
2023	95,030	-86,887?
Σ	798,971	-713,812

** in PLN thousand*



Indicators as at 26 February 2024

Capitalisation: PLN 1,804.6 M


Price/Profit: 18.99

Price/balance sheet value: 4.76

* source: Money.pl



* source: <https://inwestinfo.pl>



Thank you for your attention